

# 自动人行道 TRAVOLATER XO-ROP

杭州西奥电梯有限公司

HANGZHOU XIOLIFT CO., LTD.

☎ SERVICE LINE  
服务热线 /400-826-9998

通讯地址：中国 杭州余杭经济开发区宏达路 168 号  
电话：0571-88011899 传真：0571-86992133  
网址：WWW.XIOLIFT.COM

Address : NO.168, Hongda Road, Yuhang Eco-Development Area, Hangzhou, P.R. China  
Tel: 0571-88011899 Fax: 0571-86992133  
Web: WWW.XIOLIFT.COM

杭州西奥电梯有限公司版权 (C) 所有

本书为一般信息出版物，样本和实物或有差异，以实物为准，我们保留随时变更产品技术和说明的权利。  
本宣传册只提供一般性信息，并不作为合同性文件，具体配置参数以正式合同约定为准。

HANGZHOU XIOLIFT CO.,LTD. All right reserved

This brochure is published as a general information, the pictures included in this brochure are for reference only, please in kind prevail. We reserve the rights to update technology and technical descriptions in this brochure. It only provides general information and cannot treat as formal contract. If the specifications have difference between brochure and a formal contract, the formal contract shall prevail

版本号：2015.09A版  
印刷号：2017-07-04

本书仅供参考，内容如有变更恕不另行通知。  
The contents of this brochure is for reference only, it is subject to change without prior notice.



**XIOLIFT**  
杭州西奥电梯有限公司  
HANGZHOU XIOLIFT CO., LTD.



## TECHNOLOGY

## 科技

Stylish technology, leading to a new realm of life  
时尚科技，引领生活新境界



专心致力于创造和谐生活空间，秉承“绿色、品质、安全”的品牌理念，让您安心前行。

XIOLIFT dedicates to creating a harmonious living space, adhering to "Green, Quality, Safe" brand concept, lets you travel forward safely.

**XIOLIFT**

运用领先技术的XO-ROP自动人行道，具备运行平稳、乘坐舒适安全等特点，为城市建筑带来一道流动的风景线。它是繁忙都市中松弛的空间，为快节奏的都市生活提供一个休憩的平台，广泛适用于机场、火车站、商场等多种场所。

XO-ROP travolater are designed with advanced technology, provide you with steady, comfortable and safe travelling experience, which are flowing scenery for city architectures. They are relaxing room for the busy city lifetime, widely used in airports, railway station, marketplaces etc.

# SECURITY

**安全** | 360° security system can ensure passengers travelling safely  
**360° 全方位安全系统，为您提供更安全的保障**



采用360°全方位安全保障系统，能够灵敏检测安全隐患及时启动应急装置，让您出入更安全。

The 360° security system can detect security risks and launch emergency response quickly to ensure passengers travelling safely.

## 方管桁架

Rectangle tubular truss

全方管材质，提供行业内最坚韧的结构，提高抗风抗震性能。

Rectangle tubular material is the solidest structure to exalt performance of resistance wind and earthquake.




## 不锈钢踏板

Stainless steel pallet

采用前后错齿式设计，防止踏板出现间隙；黄色分界线，醒目提醒乘客使用区域。

Adopt side set of front and back to avoid the gap of stair board, the yellow line reminds passengers the right standing area clearly.



### 扶手带

Handrail

多款专业设计、时尚耐用的自熄型扶手带可以根据不同的环境灵活配置，并设有去静电装置。

Hand belt with variety of professionally designed, stylish and durable self-extinguishing function, which's according to different environmental flexible configuration and has static eliminating device.



### 扶手带入口保护装置

Handrail entrance protection device

当外物被夹在扶手带入口处，自动人行道将停止运行。  
When substance is pressed at handrail entrance, the travolater stops.




### 围裙板毛刷保护

Skirt panel brush protection

位于围裙板两侧，防止乘客衣物被夹入围裙板和梯级侧边间隙中，以保护乘客安全。


The hairbrushes locate in the both sides of skirt panel to protect passengers' cloth pressed between skirt panel and step side to keep passengers safe.



### 梳齿安全保护装置

Comb safety protection device

当外物被夹在梳齿与踏板之间时，自动人行道将停止运行。  
When substance is pressed between comb and step board, travolater stops.

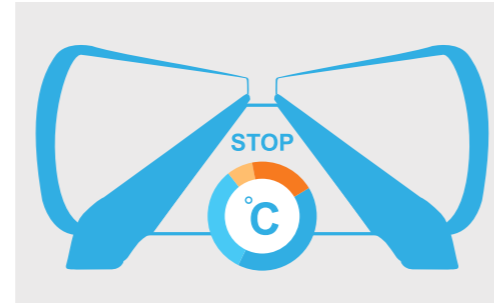


## 电机过载过热保护

Motor driven overload and  
overheat protection

当主机超过设定温度时，自动人行道会因主机过热而停止运行。


When main motor is over setting heat , travolater stops.



## 断相错相保护装置

Phase failure and  
error protection device

如发生断相或错相情况时，自动人行道将停止运行。  
When phase failure and errors happen, travolater stops.



## 主驱动链涨紧保护装置

The main drive chain  
tensioner protection device

下平层涨紧架装配安全开关，如主驱动链断裂或异常伸长时安全开关会动作使自动人行道停止运行。

when the main drive chain breaking or unusually Deforming, down level tensioning rack safety switch will start the automatic sidewalk stops running.



## 踏板丢失保护装置

Pallet missing protection device

在人行道踏板回转处装设传感器，当有踏板丢失时自动人行道将停止运行。

Stair board rotation place is set of sensor, when stair board loss, travolater stops.



## 风扇罩打开安全保护装置

Fan cover opening  
safe protection device

当风扇罩被打开而未被关好时，则自动人行道停止运行。

When the fan cover is opened, the travolater stops.



## 梯级链断裂保护装置

Step chain broken protection device

当梯级链发生断裂或者梯级链松弛时，自动人行道将停止运行。

When the step chain is breaking or becoming loose, Moving walkway will stop running.



## 主驱动测速保护

Main drive speed testing protection

主板根据检测部件给的检测信号来判断人行道运行速度是否正常或是否发生逆转，若不正常则人行道停止运行。

Main plate judges the moving speed whether stay normal or reversing according to testing signal from testing part, travolater stops when the speed is abnormal.



## 抱闸打开检测装置

Brake opening testing device

当自动人行道正在运行时，抱闸未被打开则扶梯停止运行并发出警报；当自动人行道未运行，抱闸被打开则发出警报。

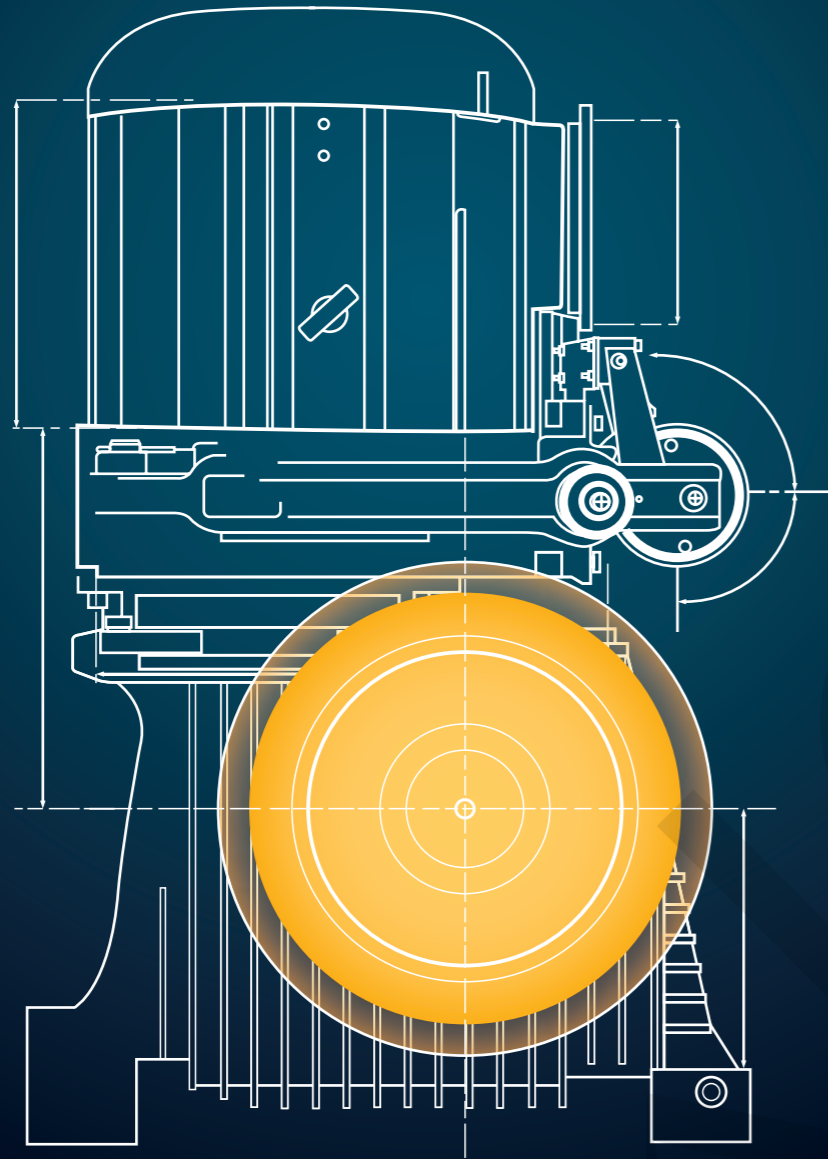
Travolater will stop and give alarm if brake isn't opened when travolater is operating; if brake is open when travolater stops, alarm rings.



# ENERGY SAVING

## 节能

Hi-tech energy saving technology reduces the operation cost.  
高科技的节能技术，为您降低运行成本



采用先进的驱动和控制方式，同时具备节能和高效两大特点，高科技的节能技术，为您降低运行成本。

Advanced drive and control style have energy saving and efficient function, hi-tech energy saving technology reduces the operation cost.

## 主机驱动系统

Motor drive system

人行道主机在原有基础上进行了技术改良，并经过不断的调校和试验，使驱动力更强劲，节能更显著，运行更平稳，制动更灵敏。

The motor's technology exceeds the former one through constant checking and experience, the drive is stronger, the energy saving is more remarkable, operation is steadier, the brake is more flexible.



## 控制系统

Control system

控制系统采用微控系统，功能齐全、反应速度快，多种节能运行方式可选，能全面监控运行状态，及时消除运行隐患，满足客户各种需求。

Control system adopts micro-control system with full functions、fast reaction, several optional energy saving operation styles, monitoring operation statement so as to eliminate fault timely, meets all kinds of demand of clients.



## 运行模式

Operation mode

- 变频低速(可选)  
Frequency low speed (optional)

人行道以变频方式平稳运行, 设定时间内人行道无负载则降低人行道运行速度, 空载节能效果大于

# 60%

Travolater runs steadily by frequency method, if there is no passenger on the walkway, the speed slows down to reduce energy consumption, the no load energy saving efficiency is above 60%.



- 变频自启动(可选)  
Auto-start frequency (optional)

人行道设定时间内无负载则低速运行, 规定时间后停止运行, 入口光眼检测到人员进入时再自动启动人行道, 空载节能效果大于

# 70%

If the travolater runs with low speed with no passenger for a certain time and then stops, and the entrance light eye detects passengers coming then the travolater self starts again, the energy saving efficiency is above 70%.




# HUMANIZED

## 人性化

Warm design concept provides sweet service for passengers

温馨设计理念，为乘客提供贴心服务



### XO-ROP高强度铝合金踏板

XO-ROP High strength aluminum pallet

表面采用防滑锯齿设计，背面采用斜拉式加强筋设计，提高整体强度。

The surface is designed by antiskid sawtooth, back is designed by side style intensified tendon, enhance the whole strength.

XO-ROP水平人行道踏板宽度1400mm，为乘客提供充裕的空间快速通过，适用于机场航站楼、火车站等人流密集场所。

XO-ROP horizontal travolater step width is 1400mm, which makes passengers travelling quickly, suited for airport, train station and such people crowded places.

• 备注：XO-ROP公交型标配铝合金踏板。  
XO-ROP public escalator standard matched with aluminum pallet.

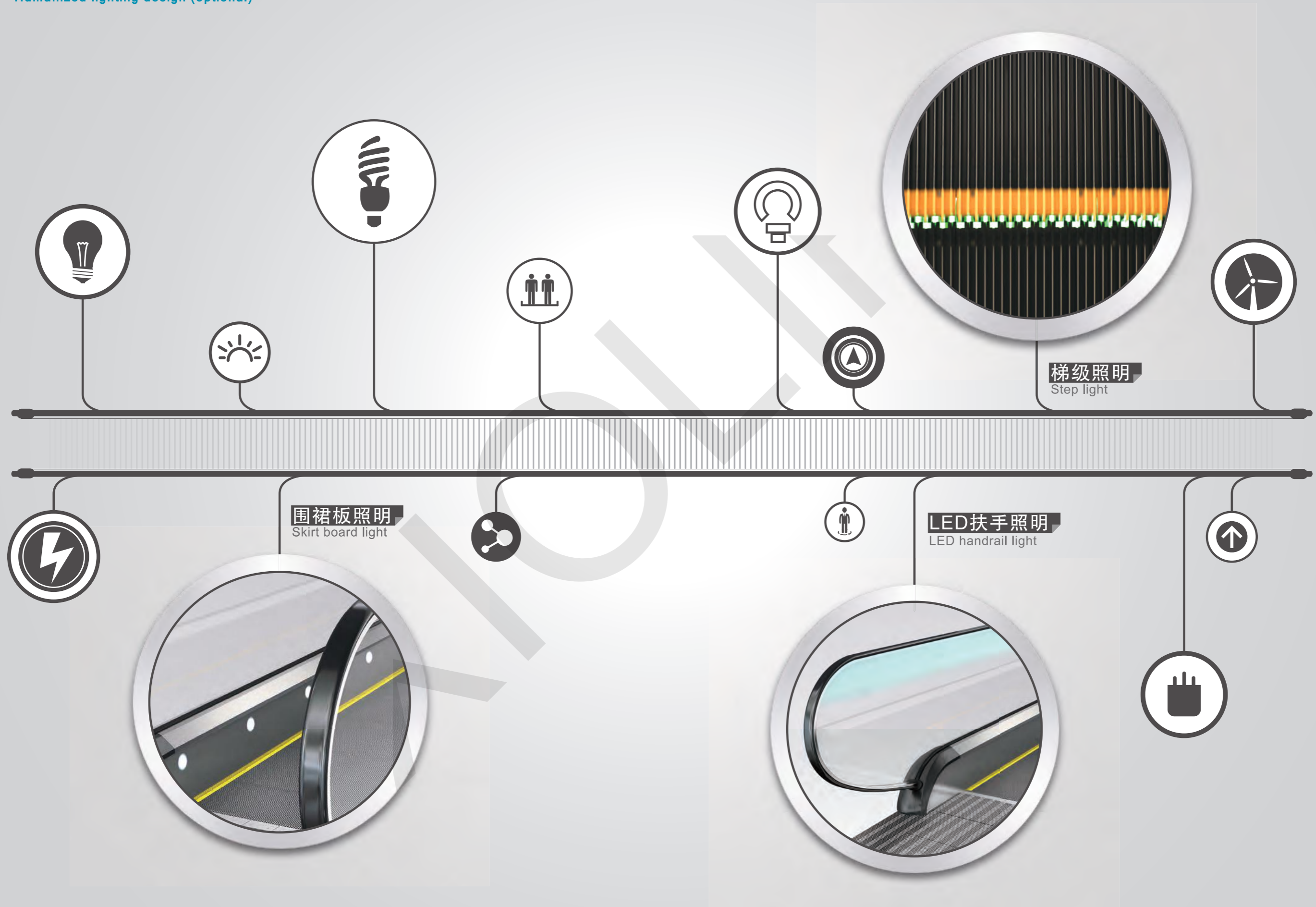
XO-ROP商用型标配不锈钢踏板可选配铝合金踏板。  
XO-ROP business escalator standard matched with stainless steel pallet and could choose aluminum pallet too.

自动人行道设有高强度踏板，可选LED扶手照明、围裙板照明、梳齿照明、梯级照明等装置，不仅为乘客提供清晰的提醒，也使人行道更美观大方。

Travolater is set with high intensity step board, optional LED handrail light, skirt board light, comb light, step light and etc, which give clear remind signals for passengers, and make travolater looking brighter and prettier.

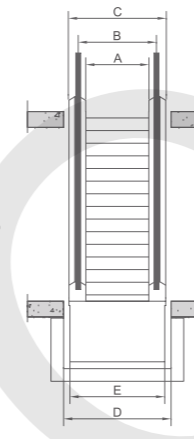
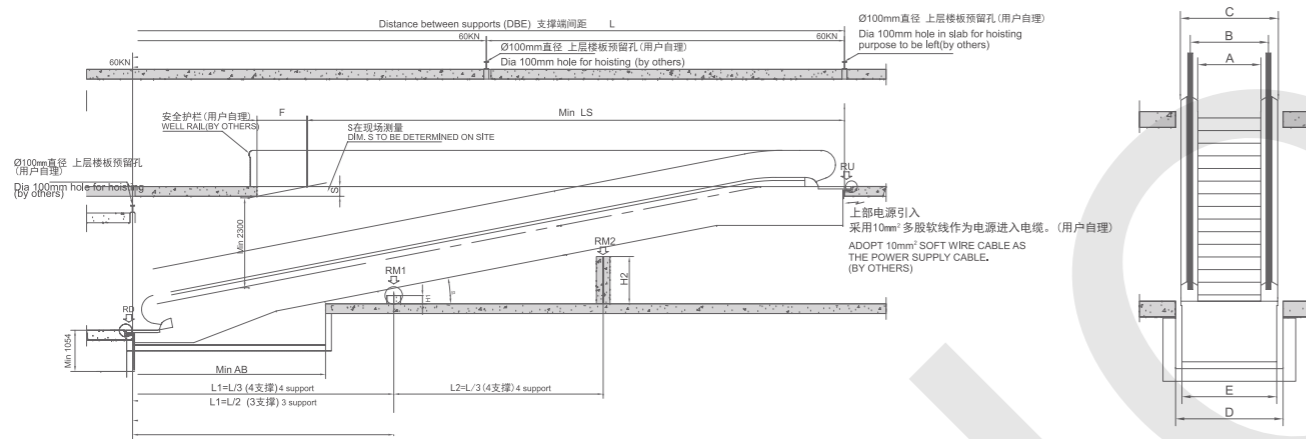
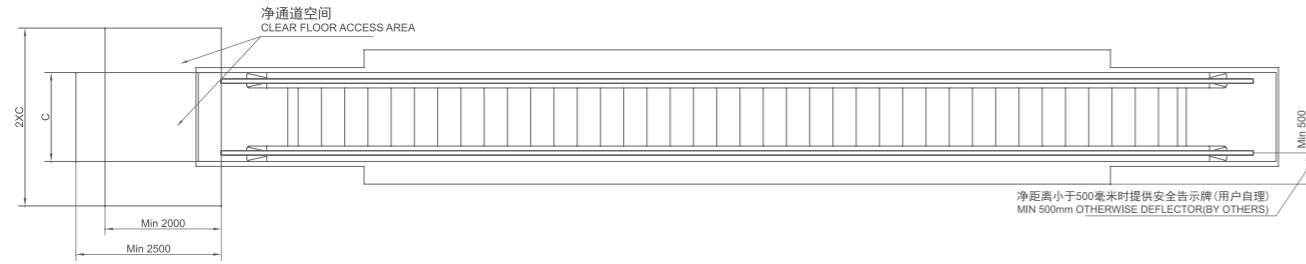
## ▶ 人性化照明设计(可选)

Humanized lighting design (optional)



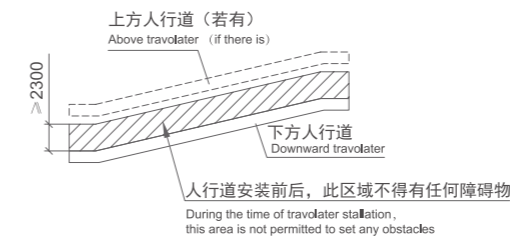
# XO-ROP土建布置图 XO-ROP Layout

## 业主和土建承包商应完成的工作 Done by owner or builder



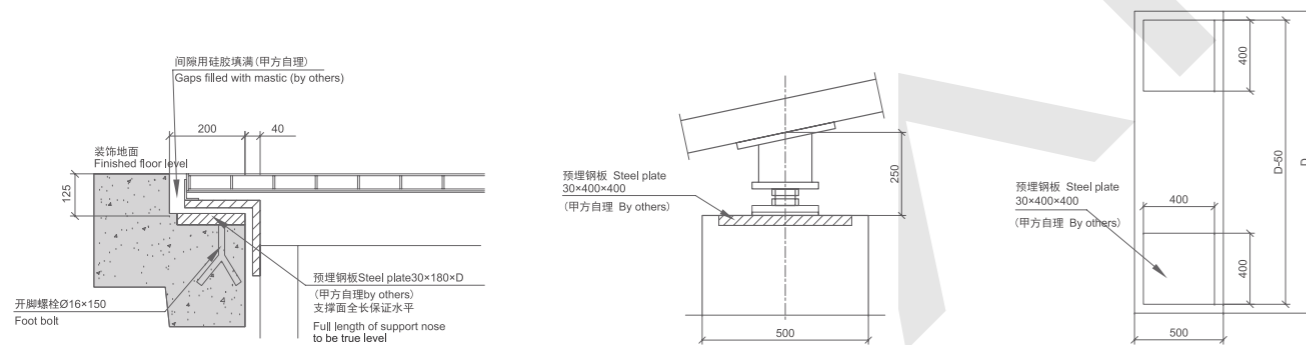
- 本图适用提升高度1.5米≤H≤6米,允许偏差±15mm; 水平跨度L允许偏差0~+15mm。
- 档水平跨度L>13米时,需加1中间支撑,位置居中。
- 扶梯安装之前,所有洞必须设有高度不小于1.2米的安全防护围封,并应保证有足够的强度
- 扶梯安装之后,甲方应考虑在扶梯周边建筑物上设置护栏等安全防护。
- 底坑内应防水,积水坑应设在墙角处。
- 底坑排水孔需与排水系统连接,甲方自理。
- 根据技术参数表中的要求配备电源,电源应设保护的开关且上锁并把线拉到上机房。电源波动范围不应超过±7%。电源零线和接地线应分开,且接地电阻值不大于4Ω。
- 采用10平方毫米多股软线作为电源进入电缆,甲方自理。
- 当扶手中心线于任何障碍物之间的距离小于500mm时,甲方需要再扶梯外盖板上设立一个无锐利边缘的防撞挡板,高度不应小于300mm
- 甲方如有特殊要求,需经厂家技术认可,方可签约。

- This drawing is fit for the products with rise 1.5m ≤ H ≤ 6m, the permitted tolerance for rise is -15mm ~ +15mm; The permitted tolerance for level length is 0 ~ +15mm.
- When the level length L > 13 m, the intermediate support base is needed.
- Before installation, all holes have to be enclosed with the safety guard which height is not less than 1.2m and guarantee the strength is enough.
- After finish installation, the owner should consider to set safety guard rail around the escalator.
- The pit should be water-proof, and the location of plash should be set at the corner.
- The pit drain hole should be connected with the drainage system, the work should be done by others.
- According to the requirement of the technical data, the power supply with safety switch is set at the machine room. The fluctuation of voltage should not more than ±7%. The zero line and ground line should be separated and the ground resistance is not more than 4 Ω.
- Use 10mm² soft line as the power input cable, done by others.
- When the space between handrail center line and other barrier is less than 500mm, a guard plate without sharp edge should be set above outer deck plate, and the height should not less than 300mm.
- If there is any special requirement, the contract should be made after approved by the company technical department.



注意: 当两台人行道上下布置时,下方人行道工作区域上方需要保证不小于2300mm净空要求,如左图中阴影部分所示。如有疑问,请联系合同管理部技术支持科。

Tips: If two travolaters are stalled up and down at the same time, the up working area of down travolater should have no less than clear 2300mm, like the dark part of the left picture. If there are any questions, please contact our contract management technology department.



上下支撑详图(对称)  
U/D Support Detail

中间支撑详图  
MID Support Detail

中间支撑详图(俯视图)  
MID Support Detail

倾斜角度 a Angle	速度 (m/s) Speed	提升高度 H (mm) Rise	梯级宽度 A (mm) Step Width	水平跨度 L (mm) Span	其他尺寸 (mm) Other inches											支点反力 (KN) Pit reaction force							
					AB	LS	F	B	C	D	E	P	梯级宽度 (mm)		支点反力 (KN)		数量 (个)						
10°	0.5	1500 ≤ H ≤ 6000	800	5.6713H+2866	5600	14898	5.6713S	1037	1330	1430	1300	1054	1000		800								
			1000			1237	1530	1630	1500														
11°	0.5	1500 ≤ H ≤ 6000	800	5.1446H+2902	5060	13747	5.1446S	1037	1330	1430	1300	1054	1000		800								
			1000			1237	1530	1630	1500														
12°	0.5	1500 ≤ H ≤ 6000	800	4.7046H+2938	4650	12790	4.7046S	1037	1330	1430	1300	1054	1000		800								
			1000			1237	1530	1630	1500														

• 备注: 此图不按比例, 除非另有规定。  
XO-ROP倾斜角度0度时, 合同土建请咨询合同管理部技术土建支持科

NOTE: DO NOT SCALE THIS DRAWING, UNLESS OTHERWISE STATED.  
Please consult contract management technology department about XO-ROP encountered tilt angle is 0.