

观光电梯 SIGHTSEEING ELEVATOR  
**XO-CONG**



**杭州西奥电梯有限公司**

**HANGZHOU XIOLIFT CO., LTD.**

**服务热线 /400-826-9998**

通讯地址：中国 杭州余杭经济开发区宏达路 168 号  
电话：0571-88011899 传真：0571-86992133  
网址：WWW.XIOLIFT.COM

Address : NO.168, Hongda Road, Yuhang Eco-Development Area, Hangzhou, P.R. China  
Tel: 0571-88011899 Fax: 0571-86992133  
Web: WWW.XIOLIFT.COM

杭州西奥电梯有限公司版权 (C) 所有

本书为一般信息出版物，样本和实物或有差异，以实物为准，我们保留随时变更产品技术和说明的权利。  
本宣传册只提供一般性信息，并不作为合同性文件，具体配置参数以正式合同约定为准。

HANGZHOU XIOLIFT CO.,LTD. All right reserved

This brochure is published as a general information, the pictures included in this brochure are for reference only, please in kind prevail. We reserve the rights to update technology and technical descriptions in this brochure. It only provides general information and cannot treat as formal contract. If the specifications have difference between brochure and a formal contract, the formal contract shall prevail

版本号：2017.04B版  
印刷号：

本书仅供参考，内容如有变更恕不另行通知。  
The contents of this brochure is for reference only, it is subject to change without prior notice.

**XIOLIFT**  
杭州西奥电梯有限公司  
HANGZHOU XIOLIFT CO., LTD.

# 观光 电梯

## XO-CONG

SIGHTSEEING  
ELEVATORS

古典风格的典雅与高贵、现代风格的简洁与时尚.....各种风格的碰撞，擦出创意的火花，赋予视觉的美感，线条与曲面的完美融合，创造出一款款令人心动的典雅装潢，呈现在我们眼前的是别样的西奥风范，在我们脑海深处创造出经典的记忆

The classical style of elegant and noble ,the modern style of simple and stylish,a collision of various styles, striking the spark of creative, enduing a Visual beauty, perfect fusion of lines and images, creating many exciting and elegant decorations, The view opened out in front of us is especial XIOLIFT style, creating a classic memory behind our thoughts .

### 优雅 Elegancy

- 孕育气质和文化的底蕴
- 融合尊贵和静谧的美感
- Breed the depth of temperament and culture
- Fuse the beauty of honor and silence

### 神韵 Verve

- 深藏潮流和时尚的气息
- 流淌艺术和浪漫的情怀
- Hide the breath of trend and fashion
- run the affection of art and romance



运行功能 Run function

全集选控制 Full collective operation	在信号控制的基础上把呼梯信号集合起来进行有选择的应答 In the automatic operation state, the elevator will automatic response the signal from instructions, operation direction etc
满载直驶 Load non stop	轿厢满载时,不响应外呼信号,执行轿内信号 When the cabin is fully loaded,the elevator does n't response the hall calling signal,executes the car-internal signal
自动返回基站 Auto-return to main floor	当轿厢在设定时间内无外呼和内选时,电梯将自动返回设定楼层(基站) If no registration of calls or operations after preset timeout, the car will return to preset main stop and wait there
错误指令取消 Cancel error calls	当电梯未运行时,可以通过连续双击该楼层的内招按钮,取消该已登记的信号 Before the car starts, the registration of a call or operation can be canceled by double click of this button
楼层间距自学习 Hoistway floor space self learning	系统自动记录各层高度,在电梯运行时进行精确的距离控制 The system automatically record each floor height when the elevator normal operation, it can win precisedistance control, so as to realize the dock directly
锁梯开关 Key switch	锁梯开关动作后,系统不再响应外召指令,待电梯响应完轿内所有指令后,自动返回基站 Lock key moves, the system cancel all call signals, after the elevator response the car call instruction signals, automatically returns to base floor
开关门按钮 Door opening button Door closing button	轿内设置开、关门按钮,电梯未运行时,可以按开门按钮,使电梯开门;按关门按钮,可以取消开门等待时间,立刻关门,提高运行效率 Door open and close button are set up Inside of the cabin,when the elevator is not running,you can press the open button to open the door,press the close button to cancel the open waiting time ,close the door at once, improve the running efficiency
厅外、轿内开门时间分别控制 Door opening closing adjusting	系统可以根据需要,设置厅外、轿内召唤时,不同的开门等待时间 Rise the system performance by adjusting the door hold time for both car door and landing door separately
自动校正运行 Auto-correct operation	当电梯失去位置时,电梯自动进行校正运行,找到电梯的正确位置 When elevator lose position, elevator auto-correct operation to the right position
就近平层功能 Nearby layer function	当电梯丢失平层位置时,无需到底层复位,到就近楼层停靠,纠正位置,节约乘客等待时间 When the elevator miss the leveling location,needless to move to bottom layer for replacement,only stop at the nearby floor , save the passenger's time
关门等待取消 Door closing cancel	可以通过按下轿内的关门按钮,使电梯立刻关门 Through clicking the close button to close the elevator immediately
本层厅外重开门 Re-opening for landing door	当电梯在本层时,可以通过按下电梯运行方向同向的外召按钮,使电梯重新开门 In normal closed process, when pressing the hall button, if the running direction of hall call button is the same with the elevator running direction , the elevator will be open again
无称重力矩补偿 Torque compensation without weighing	电梯启动时,不需要增加称重开关,系统自动根据轿厢当前的重量,进行力矩补偿,达到良好的启动舒适感 When elevator starts, system would compensate torque due to car current weighing without adding weigh button, to create good starting comfort
末站换向预指示 Terminal Station inverting preindication	电梯运行至目的层之前,计算得知响应完该目的层后,已无相同方向的指令和方向时,显示方向提前换向 Before the elevator operates to the target layer,the calculation of the response after the objective layer, instruction and direction have no the same direction, the display direction advance commutation
司机服务 Attendant service	轿厢内配置有司机开关时,动作此开关电梯进入司机服务,由司机决定电梯的开门、关门 The Attendant Operation feature allows semi-automatic operation with manual control
独立服务 Independent service	轿厢内配置独立服务开关,此开关动作时,电梯脱离群控,不响应外召指令 This function is designed for meeting customers' special needs. When switched on independent service the elevator will only answer any registered car call deviating from group control, regardless of the hall calls while opening or closing the door by manual control and operating according to customers' registered signals



安全功能 Security features

端站保护 End protection	当电梯行驶至终端楼层时,未降至系统设定的速度时,保护装置将强制减速,保证安全 If the speed is not slowed to the preset value while the car reach the end floor, a forced deceleration will be carried out by system in order to protect the safety of the car
故障自诊断 Error self-diagnosis function	系统可以自动诊断并记录电梯的故障信号,使用专用工具可以迅速排除故障 The system can automatically diagnose and record the elevator errors signal, use the special tool quickly eliminating errors
驱动设备过热保护 Drive overheat protection	如电机温度超过限值,电梯将完成当次运行后,进入待机状态,温度恢复后自动恢复正常工作 Self-protection mode will be achieved if the temp of the motor exceeds the preset value due to the heat made by motor itself or the high temp in the environment. The car stops at the nearest floor, unload and shut down the light and ventilation; once the temp falls down to the preset value, the car will recover
钢丝绳滑动自检功能 Steel wire rope sliding self-test function	实时监测曳引钢丝绳滑动相对位移量 Real-time monitoring of relative displacement of traction steel wire rope
关门力矩保护 Close torque protection	如轿厢门关闭时发生机械卡阻,当力矩超过预定值时,电梯门将重新打开 If the resistance torque reached the preset value, the door will reopen
速度异常检测功能 Speed anomaly detection	系统通过对编码器反馈信号与系统给定速度进行比较,对电梯运行速度进行控制,一旦两者偏差超出系统允许的范围,系统进入保护,电梯停止运行 By monitoring and comparing the encoder feedback speed signal and system preset speed value. The system can master the elevator running speed. Once both difference value is beyond the scope of the system allows, the system into the protection of state, the car stop running
接触器异常检测功能 Contactor anomaly detection	系统根据接触器控制命令状态检测主接触器、抱闸接触器的反馈,如发现异常,系统进入保护,电梯停止运行 According to the contact device control command system detecting state main contactor feed-back, if discovery is unusual, the system will enter a state of protection, the elevator stops running
电网异常检测功能 Power grid anomaly detection	电网波动幅度超过一定的安全范围,错相、缺相时,系统进入保护状态,电梯停止运行 Power grid volatility by over a certain safety margin, the system into the protection of state, the elevator will stop running
光幕门保护 Light curtain protection	在电梯入口形成光幕防护网,每一扫描循环内有154束红外线,反应时间少于0.1秒 Light curtain protection fence is set up in the entrance of elevator, every scan loop has 154 bunches infrared rays, reaction time of 1 second
超载报警 Overload protection	当电梯内的乘客超过电梯额定负载后,蜂鸣器响,发出超载报警信号,提醒乘客离开,取消已登记轿内指令 When the load of the car exceeds rated capacity, Overload operations is triggered, this operation opens the door, sounds the buzzer, and illuminations the overload lamp. The overload conditions is removed when the weight of the car falls below the rated load
轿厢开、关门延时保护 Delayed car protection	当电梯到达某一层开门时,由于阻力等原因在设定时间内没有开门到位时,电梯会进入开门保护状态,在本层尝试开门三次还不成功后,则运行到下一层开门;当电梯关门过程中遇到阻力等原因在设定时间内没有关门到位时,电梯进入关门保护状态,不响应呼梯指令 When the elevator reaches a floor layer, the door isn't opened completely in the established time because of obstacle or other reasons, the elevator will enter the open protected mode, after try to open the door unsuccessfully in this layer three times, and runs to the next layer to open the door; When the door isn't closed completely in the established time because of obstacle or other reasons, the elevator will enter the close protected mode, no response to the command for calling
抱闸异常检测功能 Break anomaly detection	当系统发出运行命令时,检测到抱闸未打开时;或者系统未发出运行命令,却检测到抱闸打开信号,电梯都将保护,不能运行 Real-time detection system brake arm action state, if different is discovered between the actual state; And control command, the system will state into protection status, the elevator stops running
紧急消防返基站 Emergency fire return to the base landing	大楼发生火灾时,系统在接收到火警信号后,将取消所有指令和召唤信号,驱动电梯直接返回消防层,开门疏散乘客 When fire broke out in the building, after the system receive the fire alarm, the elevator will cancel all the commands and calling signals, drive the elevator return to the fire-fighting layer, open the door and evacuate the passengers
厅门自学习 Landing door self-learning function	当增加层站时,必须进行厅门自学习,确保安全后方可正常运行 When add the layer stop, carry out the landing door self-learning, after make sure the safety, the elevator can operate normally
安全救助功能 Security rescue function	当电梯监测到异常时,在保证安全的前提下,进入安全救助运行模式,发出语音安抚和提示,并就近楼层停靠开门释放乘客,释放乘客后根据实际情况智能判断电梯是否可再运行 When the elevator monitors the abnormal, under the premise of ensuring security, it enters into the security rescue operation mode, issues voice message to appease and prompt, and stops at the nearest floor to open the door and release passengers, after which, according to the actual situation after the accident, determines whether the elevator can run again.

应急功能 Emergency functions

五方对讲 Five sides interphone	轿厢、轿底、轿顶、机房和监控室之间的一个对讲系统 There is an interphone around car, car bottom, car roof, machine room and monitor room
轿厢警铃 Alarm bell	发生紧急情况,乘客可按动轿内操纵箱上报警按钮,向外报警 In case of emergency, the alarm bell will be activated by pressing the alarm button in operating panel
机房紧急电动运行 Emergency electric operation in machine room	控制柜内设有机房紧急电动运行装置,发生紧急情况时,可由专业人员在机房进行操作 An emergency operation with electric device is installed in machine room, when an emergency happens, the professional maintenance staff operate the device rapidly to rescue operations in the machine room
轿厢内应急照明 Emergency light	轿厢内设有应急照明装置 Emergency light in the car will start whenever there is a power cut

节能功能 Energy-saving features

轿厢照明风扇自动控制 Lighting & Fan control in car	在规定时间内无呼梯信号,轿厢内照明及风扇会自动关闭以节约能源 The elevator in standby mode, if the lift don't receive any instructions within the preset time, the elevator, automatically shut off the car lighting and fan, in order to save energy
显示节能 Display energy saving	当长时间没有呼梯信号后,显示屏自动进入节能模式 After a preset timeout without hall call registration, display will turn off for energy saving

人机界面 Man-machine interface

轿厢到站钟 Passing chime in car	当电梯运行到站时,轿厢到站钟会发出响亮的钟声提醒乘客 When the elevator operates arrive station, the car will remind the passengers with a loud bell
厅外及轿厢方向指示 Hall & Car direction Indicator	在电梯运行时,在外召和轿内显示都会显示电梯的运行方向 Both car and hall screen will display the elevator running direction
轿内、厅外显示 Car & Hall screen	操纵箱和外召显示配备显示器,显示楼层及电梯运行方向等信息 The indicator in the car operation panel or in the hall call panel will display the elevator floor position and running direction by arrow signals
个性化楼层显示设置 Creative floor display	可以根据客户的需求,设置不同的楼层显示信息,该信息可设数字0-9,字母A-Z或者任意两个字符的组合,也可设置以1开头的3位显示如13A等。注:段码显示器不能区分数字0与字母O,数字5与字母S。 The elevator can be based on customer demand, you can set a different floor display information, this information can be a combination of letters numbers 0-9, A-Z or any of the two characters, but also can be set to 1 at the beginning of the 3 shows such as 13A etc... Note: segment display can not distinguish the number 0 and the letter O, the letter S and number 5.
轿内消防状态提醒显示 Fire state show inside the car	当发生火灾时,通过轿内显示,提醒乘客退出电梯,不要乘坐电梯 When fire broke out, by means of show on the inside of car, remind the passenger to leave the elevator, don't take the elevator
按钮微亮 luminous button	轿厢内指令按钮未登记时微亮(约全亮的10%),登记指令后全亮。电梯按钮清晰明亮 When the command buttons in the car are not registered, keep Shimmery (account for 10 percent of total bright), after finish the command, the light will be bright totally, the buttons of elevator are vivid and bright
内召登记声音反馈 Inside call registration voice feedback	当轿内楼层召唤登记成功后,给出“叮”声音反馈,使电梯更人性化,且方便特殊人群操作 When the floor call inside the car is successfully registered, give the “ding” sound feedback, so that the elevator is more humanized and facilitate the operation of special groups

## 智能 Intelligence

通讯自动监测保护 Communication automatic monitoring protection	实时监测控制系统和轿内通讯状态,当检测到轿内通讯中断后,在电梯允许开门的情况下自动开门,并发出语音安抚,提示乘客离开轿厢 Real-time monitoring of the communication status and control system and the car, when detecting communication outage within the car, automatically opens the door if the elevator allows to open the door, and issues voice message to appease and remind passengers to leave the car
层站召唤智能登记 Landing call intelligent registration	群控模式下,当一台电梯未能接走所有等待的乘客,该层站按钮将自动再登记并保持呼梯状态,系统将自动派遣另一台电梯来服务 In the group control mode, when an elevator fails to pick up all the passengers waiting, the landing button will automatically re-register and keep the call state, and the system will automatically send another elevator to serve
开门保持时间智能调节 Door opening time intelligent adjustment	电梯系统根据层站出入口人流情况,以及按照轿内指令、厅外指令的不同自动对开门保持时间进行自动调整。 The elevator system automatically adjusts the opening time of the door according to the different flow of the entrance and exit of the landing station and according to the car instructions and the hall instructions.
控制系统温度监测 Control system temperature monitoring	实时监测控制系统温度情况,在检测出有过温趋势时,提前转入安全救助模式运行,防止停梯困人 Real-time monitoring of the temperature of the control system, in the detection of over-temperature trend, transfer into the security rescue mode operation in advance to prevent people from getting stuck
智能舒适运行 Intelligent and comfortable operation	控制系统根据不同目的层间距自动计算最优运行曲线,使电梯平稳舒适运行 The control system automatically calculates the optimal running curve according to the spacing of different target floors, so that the elevator operates smoothly and comfortably
按钮粘连自动识别 Button sticking automatic identification	控制系统可以自动识别出厅外召唤按钮的粘连或卡住情况,自动去除该粘连或卡住的召唤指令,避免电梯由于外召按钮的粘连或卡住情况而无法关门运行。 The control system can automatically identify the sticking or jamming of the hall call buttons, automatically remove the call command stuck or jammed, to avoid the failure of closing the door and operation of the elevator due to the sticking or jamming of the hall call buttons.

## 特殊运行 Special run

防捣乱保护 Anti- nuisance car call protection	轿厢载重与实际信息进行比较,如乘客较少,指令过多,系统会自动取消已登记的轿内信号 If there is only one passenger in the car, and an excessive number of car calls is registered, nuisance is detected and all car calls will be cancelled, requiring registration of a proper number of calls
自动泊车 Parking	电梯将运算不同的楼层信息,并控制各台电梯自动停泊在不同楼层,提高效率 Elevators in a same group will park on different floors once spare in order to shorten the response time
厅外呼梯切除开关 Hall call cancel	主板上设置开关,只需通过拨码,就可以取消外呼指令,方便调试、检修等专业人员操作 If personnel want to adjust and maintain elevator, they could dial up on the button of main panel to cancel outside call
静态定位功能 Statics location function	电梯安装时,无需将钢丝绳从主机上脱开,进行主机角度定位,方便工地安装(2.5m/s时,无此功能) When the elevator is installed,without take the wire cables away from the main machine,Host angle positioning, convenient to install for worksite.(2.5m/s, no such function)
轿顶检修 Top of car inspection	轿顶设置检修开关,可以方便检修人员,在井道内进行检修等操作,此时,机房检修开关无效 Set up the repair switch in the top of car,convenient for maintainer,When the maintainers are repairing or other operations in the wellhole,the repair switch is invalid at this time
静音模式 Silent mode	针对酒店、公寓等场所设计,可以在特定的时间段(例如夜晚),自动关闭到站钟等发生装置的声音,为楼宇住户提供安静的休息空间。其他时间段,到站钟等发生装置自动恢复声音,为电梯使用者提供声音提醒 At the hotel, apartments and other places, in a specific period of time (e.g. night ), automatically close the station clock generator sound, keep rest space building tenants quiet; at other times, the station clock generator automatically restores the voice, for the elevator to provide voice reminder

语音安抚 Pacifying Voice	电梯处于特殊状态时语音安抚乘客情绪 When the elevator locates in the specific position,the voice will comfort passengers' feeling
就近平层功能 Nearby Leveling	当电梯丢失平层位置时,无需到底层复位,到就近楼层停靠,纠正位置,节约乘客等待时间(2.5m/s时,该功能为基本功能) When the elevator lost flat layer position, no need to reach the bottom layer to reduction, to the nearest floor stop, correct position, saving the waiting time of passengers (2.5m/s, this function as basic function)
斜线撤电流 Skew-line interrupt the electric current	电梯在停止时,驱动器撤销电流成斜线方式,提高电梯停止舒适感 When meet the elevator stop operating,the drive interrupt the electric current,become a mode of skew-line,improve the comfort level of elevator lay off
检修零速停车 Repair zero speed stop	检修运行时,零速停车,提高主机抱闸的运行寿命 Under the repair,elevator stop operating with zero speed,increase the service life of main machine braking
免调试功能 Adjust-free function	通过控制板上的拨码与检修开关组合,自动运行后完成调试 By the toggle and repire switch in control plate,after the elevator operating automaticly,complete the debug
自动再平层 Auto re-leveling	当电梯开门时,由于人员的进入,钢丝绳的伸缩导致电梯平层位置发生变化,此时电梯会以缓慢的速度,自动纠正平层位置。(H<30m时,可选) When the elevator door opening, because the personnel to enter, telescopic wire rope leads to elevator leveling position changes, the elevator will be at a slow speed, automatic correcting flat layer position. (H<30m,optional)

## Optional function 可选功能

开门待机 Door open standby	改变普通电梯的关门待机功能,通过设置参数使其开门待机,保持电梯内空气流通 Change the door close standby function in usual elevator .by set up the parameters to make the eaeator open tir door and standby,maintain the air to circulate
厅外防捣乱 Anti-trouble outside the hall	厅外召唤有上召和下召,如果误操作普通电梯会开关两次门,该功能就是减少一次开关门,提升运行效率 Hall call is divided into up call and down call,if the passenger operate wrongly,the elevator will open and close twice,this function can reduce open and close the door,improve the operate efficiency
司机直驶 Attendant non-stop	当司机开关动作时,由司机按下司机直驶开关,可旁路所有的外召,待关门直驶开后,再响应外召指令 Press the non-stop bottom, elevator will move straightly to instruction floor
开门保持按钮 Door hold button	轿厢内配置开门保持开关,此开关动作时,电梯不关门,在设定的保持开门时间内,电梯不关门,超过等待时间后,自动关门。开门等待过程中,按下关门按钮,可取消开门保持等待,立刻关门 The cabin is configurated the opening-keeper, when the switch action, the elevator is not closed, in the setting of the hold open time, the elevator is not closed, more than waiting time, automatic door.Open the door waiting for the process, press the close button, the door can be closed immediately cancel keep waiting
并联 Duplex	当有两台电梯时可选择并联功能,并联时,系统根据优先级排序,派最快的可达到的一部电梯,服务外呼指令,减少乘客等待时间 Two elevators could chose duplex control,Two elevators in same series should adopt this function for better response performance, avoiding repeated response, shorten the system response
语音报站 Voice ring	配备语音报站装置,可准确告诉乘客电梯的当前停靠楼层、门的状态等信息 The elevator is equipped with voice broadcast device,tells the passangers the layer that elevator is stopping,the state of door and other informations

厅外到站钟 Hall chime	一般在外召显示器上集成厅外到站钟,给乘客以提示 General in the call and display integrated Hall station clock, for passengers to prompt
紧急消防员服务 Emergency fireman service	当轿厢内预设的钥匙开关被启动时,电梯取消所有召喚信号,电梯只能应答轿内指令,配合消防员灭火,此功能需配合消防电梯使用 When the key switch that be preinstalled in car is started,the elevator cancel all the call signaling,respond the signal from inside of car only.coordinate with fireman to put out the fires,this function need to coordinate with the fire elevator
消防迫降成功反馈 Fireman landing success feedback	选配消防功能时,系统可提供无源的开关触点,反馈消防迫降的成功信号给小区的消防系统 Isolation button touch could feedback fireman landing success signal to area fireman system
停电自动应急疏散功能 Automatic rescue device	当选配该装置时,电梯停电时,可自动切换到应急救援状态,就近楼层停靠,开门救人,运行过程中有语音安抚 This device is used for rescue operation in case of power shutdown, it is powered by a rechargeable battery, when a sudden power cut happens, a sound signal will comfort the trapped passengers, then the car will move towards to the near floor, keep the door open to the passengers
反向指令不登记 Reverse order cannot register	在向上或向下运行时,对于与当前运行方向相反的指令不能登记 Under the operate upward and downward,the command that reversal of the direction of operate cannot be registered
小区监测系统 Area elevator system	小区监测系统是由微机在小区范围内实现对电梯进行全面监测的智能化管理系统,可为大楼智能管理提供数据(BA) Computers carry out district monitor system. This function can provide computed monitoring for all the elevators in this district and offer the BA for the computed management of the building
楼宇电梯监视接口 Building elevator supervisory interface	电梯可以为用户的大楼智能管理系统提供离散型电梯运行状态信号,主要信号为:运行方向、楼层信息、安全信息等 The elevator provide the discrete type running state singals for the building intelligent management system,main singals : running direction、 floor information、 safety information
96333远程监控功能(杭州地区必选) 96333 Remote supervisory function (essential for HangZhou)	可通过互联网或市话线路实现远程监测中心对用户电梯的24小时全程监护,电梯发生故障或关人时,会自动实时向中心报警 By the internet or telephone lines to achieve the remote monitoring center 24 hours whole-course ward for users,when the elevator operate wrongly ,elevator can give an real-time alarm to the center
视频电缆接口预留(含视频电缆) Reserve the vision cable interfaces (include vision cable)	为电梯轿厢内安装视频监控预留电缆接口(含视频电缆) Cable interfaces are reserved for the installation of video monitor (include vision cable)
提前开门功能 Advanced door opening	启用该功能,可使电梯在进入门区时,电梯速度降到设定值时开门,提高运行效率(≥2.5m/s时,该功能为基本功能) Start the function,it can make the elevator speed slow down to the set-value and open the door when the elevator enters the area of door,improve the operating efficiency(when speed ≥2.5m/s,the function is basic function)
会议优先模式 Conference priority mode	群控模式下,如果某一层由于会议结束或其他情况而产生大客流现象,可以通过专用手动触发或传感器自动触发进入此模式,此时其他电梯将会自动到此层服务。 In the group control mode, if there is a large passenger flow in a certain floor due to the closing of a meeting, this mode can be manually triggered by a dedicated switch or by automatic triggering of the sensor, then the other elevators will automatically come to this floor to serve.
IC卡自动登记 IC card automatic registration	用户IC卡刷卡后无需按按钮,自动登记楼层指令(不能与IC卡权限开放功能同时使用) After the user swipes the IC card, automatically register the floor instruction with no need to press the button (cannot be used together with the IC card authority open function)
到站按钮预提醒 Arrival button pre-remind	根据自动计算的最优曲线,提前预告电梯下一个停靠楼层,其对应楼层按钮闪烁 According to the optimal curve automatically calculated, pre-remind the next landing floor of the elevator, and the corresponding floor button flashes
到站显示器预提醒 Arrival display pre-remind	根据自动计算的最优曲线,提前预告电梯下一个停靠楼层,其对应楼层数字闪烁 According to the optimal curve automatically calculated, pre-remind the next landing floor of the elevator, and the corresponding floor number flashes
VIP优先服务 VIP priority service	轿厢内配置开门保持开关,此开关动作时,电梯不关门,在设定的保持开门时间内,电梯不关门,超过等待时间后,自动关门。开门等待过程中,按下关门按钮,可取消开门保持等待,立刻关门 The cabin is configurated the opening-keeper, when the switch action, the elevator is not closed, in the setting of the hold open time, the elevator is not closed, more than waiting time, automatic door.Open the door waiting for the process, press the close button, the door can be closed immediately cancel keep waiting

XIO LIFT

## XO-CONG 观光电梯

SIGHTSEEING ELEVATORS



观光壁  
OBSERVATION  
PANEL

操纵箱  
C.O.P.

G001剖面图  
G001 cross-section

## XO-G001

- 上下外罩：烤漆钢板 (RAL5022) 嵌乳白色亚克力，背部发光，乳白色1/4球形外罩
- 吊顶：烤漆钢板 (RAL7047) 顶板，后附乳白色亚克力透光板，圆弧形灯罩
- 轿壁：发纹不锈钢
- 观光壁：分体透明夹胶玻璃（圆弧形三块组合）无装饰立柱
- 扶手：φ38白镜面不锈钢圆管扶手（后侧）
- 地坪：PVC地坪装饰
- 前壁：发纹不锈钢

- Top and bottom outer garment: Steel paint (RAL5022) is beset with milk white acrylic, spark in the back, milk white 1/4 global outer garment
- Ceiling: Steel paint (RAL7047) in the roof, milk white acrylic in the background, circular-arc-shaped lampshade
- Car wall: hairline stainless steel
- Sightseeing wall: split type transparent cemented glass (circular-arc-shaped three pieces combination) naked upright column
- Handrail: white mirror face stainless steel tubular type railing (backside)
- Terrace: PVC terrace decoration
- Front side: hairline stainless steel

\* 印刷色彩与实物略有差异，仅作参考，请以实物为准

\* Printing color is different from the object slightly, only for reference, please make the object as the standard.

XIO LIFT

## XO-CONG 观光电梯

SIGHTSEEING ELEVATORS



观光壁  
OBSERVATION  
PANEL

C.O.P.  
操纵箱

观光壁  
OBSERVATION  
PANEL

G002剖面图  
G002 cross-section

## XO-G002

- 上下外罩：烤漆钢板(RAL9010)上下带弧形围坎
- 吊顶：前部玻璃，后部白镜面不锈钢框架，条形亚克力灯饰
- 轿壁：发纹不锈钢和夹胶玻璃组合
- 观光壁：分体透明夹胶玻璃（圆弧形三块加平板四块组合）无装饰立柱
- 扶手：φ38白镜面不锈钢圆管扶手（四侧）
- 地坪：PVC地坪装饰
- 前壁：发纹不锈钢和夹胶玻璃组合

- Top and bottom outer garment: Steel paint (RAL9010), top and the bottom is cambered surrounding edge
- Ceiling: foreside is glass, rearward is white mirror face stainless steel framework, stripe acrylic lighting
- Car wall: The combination of hairline stainless steel and cemented glass
- Sightseeing wall: split type transparent cemented glass (circular-arc-shaped three pieces plus four plates combination)
- Handrail: white mirror face stainless steel tubular type railing (four sides)
- Terrace: PVC terrace decoration
- Front side: The combination of hairline stainless steel and cemented glass

\* 印刷色彩与实物略有差异，仅作参考，请以实物为准

\* Printing color is different from the object slightly, only for reference, please make the object as the standard.

XIO LIFT

## XO-CONG 观光电梯

SIGHTSEEING ELEVATORS



观光壁  
OBSERVATION  
PANEL

操纵箱  
C.O.P.

G003剖面图  
G003 cross-section

## XO-G003

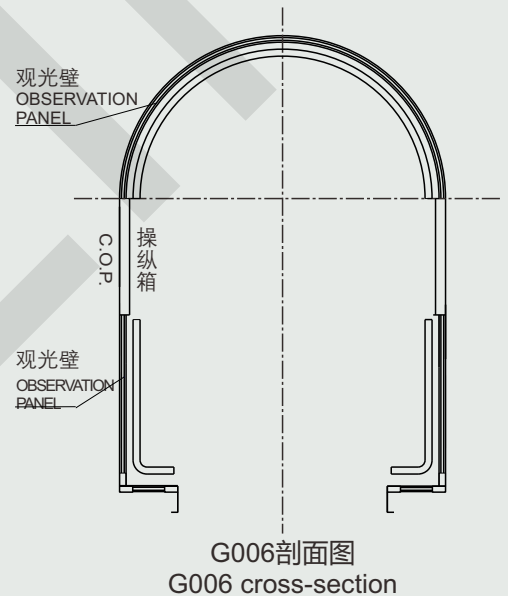
- 上下外罩：圆柱斜切黄钛金镜面不锈钢嵌透光亚克力外罩
- 吊顶：烤漆钢板（RAL9006），后附乳白色亚克力透光板，筒灯
- 轿壁：发纹不锈钢
- 观光壁：分体透明夹胶玻璃（圆弧形三块组合）无装饰立柱
- 扶手：φ38黄钛金镜面不锈钢圆管扶手（后侧）
- 地坪：PVC地坪装饰
- 前壁：发纹不锈钢

- Top and bottom outer garment: cylindric chamfercut yellow Ti-gold mirror face stainless steel is inlaid with milk white acrylic light-passing outer garment
- Ceiling: Steel paint (RAL7047) in the roof, milk white acrylic light-passing board in the background, down lamp
- Car wall: hairline stainless steel
- Sightseeing wall: split type transparent cemented glass (circular-arc-shaped three pieces combination) naked upright column
- Handrail: yellow Ti-gold mirror face stainless steel tubular type railing (backside)
- Terrace: PVC terrace decoration
- Front side: hairline stainless steel

XIO LIFT

## XO-CONG 观光电梯

SIGHTSEEING ELEVATORS



## XO-G006

- 上下外罩：发纹不锈钢
- 吊顶：前部玻璃，后部烤漆钢板（RAL9006）顶板，条形亚克力灯饰
- 轿壁：发纹不锈钢和夹胶玻璃组合
- 观光壁：分体透明夹胶玻璃（圆弧形三块加平板四块组合）无装饰立柱
- 扶手：φ38白镜面不锈钢圆管扶手（四侧）
- 地坪：PVC地坪装饰
- 前壁：发纹不锈钢和夹胶玻璃组合

- Top and bottom outer garment: hairline stainless steel
- Ceiling: pro-moiety is glass, Steel paint (RAL9006) crest slab in the back, stripe acrylic lighting
- Car wall: hairline stainless steel
- Sightseeing wall: split type transparent cemented glass (circular-arc-shaped three pieces plus four plates combination) naked upright column
- Handrail: white mirror face stainless steel tubular type railing (four sides)
- Terrace: PVC terrace decoration
- Front side: The combination of hairline stainless steel and cemented glass

XIO LIFT

## XO-CONG 观光电梯

SIGHTSEEING ELEVATORS



观光壁  
OBSERVATION  
PANEL

操纵箱  
C.O.P.

G007剖面图  
G007 cross-section

## XO-G007

- 上下外罩：发纹不锈钢
- 吊顶：烤漆钢板（RAL9006），亚克力圆形装饰，筒灯
- 轿壁：发纹不锈钢
- 观光壁：分体透明夹胶玻璃（圆弧形三块组合）
- 扶手：φ38白镜面不锈钢圆管扶手（后侧）
- 地坪：PVC地坪装饰
- 前壁：发纹不锈钢

- Top and bottom outer garment: hairline stainless steel
- Ceiling: steel paint (RAL7047) in the roof, milk white Acrylic light-passing board ,down lamp
- Car wall: hairline stainless steel
- Sightseeing wall: split type transparent cemented glass (circular-arc-shaped three pieces combination)
- Handrail: white mirror face stainless steel tubular type railing (backside)
- Terrace: PVC terrace decoration
- Front side: hairline stainless steel

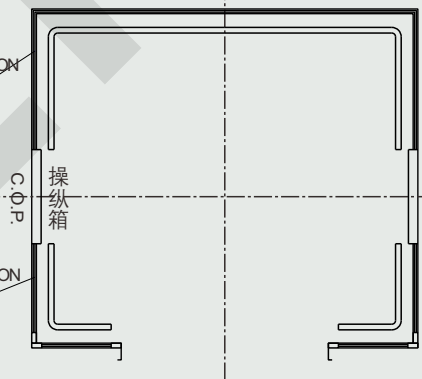
XIO LIFT

## XO-CONG 观光电梯

SIGHTSEEING ELEVATORS



观光壁  
OBSERVATION  
PANEL



观光壁  
OBSERVATION  
PANEL

C.O.P.  
操纵箱

G008剖面图  
G008 cross-section

## XO-G008

- 上下外罩：烤漆钢板（RAL1015），上下装饰灯
- 吊顶：白镜面不锈钢框架，拱形亚克力，两侧筒灯
- 轿壁：发纹不锈钢和夹胶玻璃组合
- 观光壁：分体透明夹胶玻璃（平板七块组合）
- 扶手：φ38白镜面不锈钢圆管扶手（四侧）
- 地坪：PVC地坪装饰
- 前壁：发纹不锈钢和夹胶玻璃组合

- Top and bottom outer garment: Steel paint(RAL1015), top and bottom light decoration
- Ceiling: white mirror face stainless steel framework, vaulted Acrylic,two sides downlight
- Car wall: hairline stainless steel
- Sightseeing wall: split type transparent cemented glass (seven plates combination)
- Handrail: white mirror face stainless steel tubular type railing(four sides)
- Terrace: PVC terrace decoration
- Front side: The combination of hairline stainless steel and cemented glass

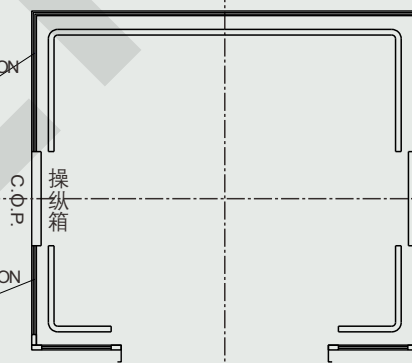
XIO LIFT

## XO-CONG 观光电梯

SIGHTSEEING ELEVATORS



观光壁  
OBSERVATION  
PANEL



观光壁  
OBSERVATION  
PANEL

C.O.P.  
操纵箱

G009剖面图  
G009 cross-section

## XO-G009

- 上下外罩：发纹不锈钢
- 吊顶：前部透明夹胶玻璃(一块)，后部发纹不锈钢框架，拱形白色铝塑板，内部暗藏灯光，两侧筒灯
- 轿壁：发纹不锈钢和夹胶玻璃组合
- 观光壁：分体透明夹胶玻璃（平板七块组合）
- 扶手：φ38白镜面不锈钢圆管扶手（四侧）
- 地坪：PVC地坪装饰
- 前壁：发纹不锈钢和夹胶玻璃组合

- Top and bottom outer garment: hairline stainless steel
- Ceiling: foreside is transparent cemented glass (one piece), rearward is hairline stainless steel, vaulted white aluminium-plastic panel, inside hide light, two sides are downlight
- Car wall: hairline stainless steel
- Sightseeing wall: split type transparent cemented glass (seven plates combination)
- Handrail: white mirror face stainless steel tubular type railing (four sides)
- Terrace: PVC terrace decoration
- Front side: The combination of hairline stainless steel and cemented glass

XIO LIFT

## XO-CONG 观光电梯

SIGHTSEEING ELEVATORS



## XO-G011S

- 上下外罩：黄钛金镜面不锈钢
- 吊顶：白镜面不锈钢框架，拱形白色铝塑板，内部暗藏灯光，两侧筒灯
- 轿壁：白镜面不锈钢和夹胶玻璃组合
- 观光壁：分体透明夹胶玻璃（平板八块组合）
- 扶手：φ38不锈钢圆管扶手（四侧）
- 地坪：PVC地坪装饰
- 前壁：白镜面不锈钢和夹胶玻璃组合

- Top and bottom outer garment: yellow Ti-gold mirror face stainless steel
- Ceiling: white mirror face stainless steel framework, vaulted white aluminium-plastic panel, inside hide light, two sides are downlight
- Car wall: white mirror face stainless steel
- Sightseeing wall: split type transparent cemented glass (seven plates combination)
- Handrail: white mirror face stainless steel tubular type railing (four sides)
- Terrace: PVC terrace decoration
- Front side: The combination of white mirror stainless steel and cemented glass

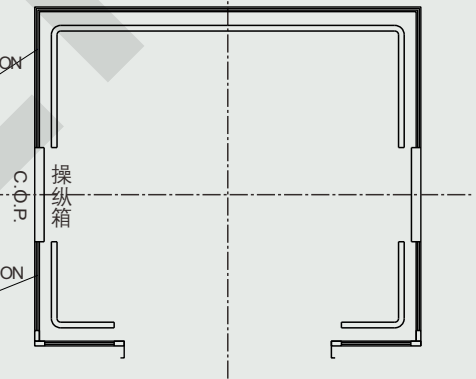
# XIOLIFT

## XO-CONG 观光电梯

SIGHTSEEING ELEVATORS



观光壁  
OBSERVATION  
PANEL



观光壁  
OBSERVATION  
PANEL

C.O.P.  
操纵箱

G011剖面图  
G011 cross-section

### XO-G011

- 上下外罩：黄钛金镜面不锈钢
- 上吊顶：白镜面不锈钢框架，拱形白色铝塑板，内部暗藏灯光，两侧筒灯
- 上轿壁：白镜面不锈钢和夹胶玻璃组合
- 上观光壁：分体透明夹胶玻璃（平板七块组合）
- 上扶手：φ38白镜面不锈钢圆管扶手（四侧）
- 上地坪：PVC地板装饰
- 上前壁：白镜面不锈钢和夹胶玻璃组合

- Top and bottom outer garment: yellow Ti-gold mirror face stainless steel
- Ceiling: white mirror face stainless steel framework ,vaulted white aluminium-plastic panel, inside hide light, two sides are downlight
- Car wall: white mirror face stainless steel
- Sightseeing wall: split type transparent cemented glass (eight plates combination)
- Handrail: stainless steel tubular type railing (four sides)
- Terrace: PVC terrace decoration
- Front sidel: The combination of white mirror stainless steel and cemented glass

\* 印刷色彩与实物略有差异，仅作参考，请以实物为准

\* Printing color is different from the object slightly, only for reference, please make the object as the standard.

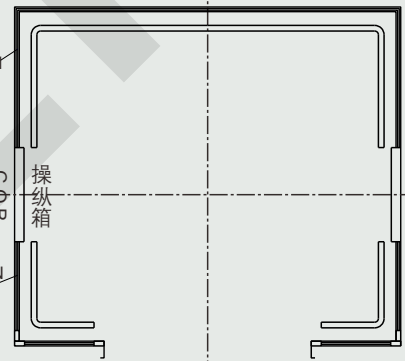
XIO LIFT

## XO-CONG 观光电梯

SIGHTSEEING ELEVATORS



观光壁  
OBSERVATION  
PANEL



观光壁  
OBSERVATION  
PANEL

操纵箱  
C.O.P.

G012剖面图  
G012 cross-section

## XO-G012

- 上下外罩：烤漆钢板（RAL1001），乳白色亚克力，上罩嵌1/2黄色（RAL1013）亚克力球罩
- 吊顶：白镜面不锈钢框架，乳白色亚克力，两侧筒灯
- 轿壁：白镜面不锈钢和夹胶玻璃组合
- 观光壁：夹胶透明玻璃（平板七块组合）
- 扶手：φ38白镜面不锈钢圆管扶手四侧
- 地坪：PVC地板装饰
- 前壁：白镜面不锈钢和夹胶玻璃组合

- Top and bottom outer garment: Steel paint (RAL1001), milk white Acrylic, upper cover inlay 1/2 yellow acrylic ball cover
- Ceiling: white mirror face stainless steel framework, milk white Acrylic, two sides are downlight
- Car wall: The combination of white mirror stainless steel and cemented glass
- Sightseeing wall: split type transparent cemented glass (seven plates combination)
- Handrail: white mirror face stainless steel tubular type railing
- Terrace: PVC terrace decoration
- Front sidel: The combination of white mirror stainless steel and cemented glass

\* 印刷色彩与实物略有差异，仅作参考，请以实物为准

\* Printing color is different from the object slightly, only for reference, please make the object as the standard.

XIO LIFT

## XO-CONG 观光电梯

SIGHTSEEING ELEVATORS



观光壁  
OBSERVATION  
PANEL

操纵箱  
C.O.P.

G013剖面图  
G013 cross-section

## XO-G013

- 上下外罩：上下罩烤漆钢板（RAL1016），下罩透光乳白色亚克力
- 吊顶：白镜面不锈钢框架，四周边框筒灯，中间十字框架上附透光乳白色亚克力
- 轿壁：白镜面不锈钢
- 观光壁：分体透明夹胶玻璃（平板三块组合）无装饰立柱
- 扶手：φ38白镜面不锈钢圆管扶手（后侧）
- 地坪：PVC地坪装饰
- 前壁：白镜面不锈钢

- Top and bottom outer garment: top and bottom garment is steel paint, lower cover is milk white acrylic light-passing
- Ceiling: white mirror face stainless steel framework, all around frame is downlight, milk white acrylic light-passing board in the middle of cross framework
- Car wall: white mirror face stainless steel
- Sightseeing wall: split type transparent cemented glass (three plates combination) naked upright column
- Handrail: stainless steel tubular type railing (backside)
- Terrace: PVC terrace decoration
- Front sidel: white mirror face stainless steel

\* 印刷色彩与实物略有差异，仅作参考，请以实物为准

\* Printing color is different from the object slightly, only for reference, please make the object as the standard.



SERVICE LINE

服务热线 /400-826-9998

XIO LIFT

## XO-CONG 观光电梯

SIGHTSEEING ELEVATORS



观光壁  
OBSERVATION  
PANEL

操纵箱  
C.O.P.

G014剖面图  
G014 cross-section

## XO-G014

- 上下外罩：半棱状烤漆钢板（RAL3020）外罩
- 吊顶：烤漆钢板（RAL9006）框架，四周边框筒灯，中间十字框架上附透光乳白色亚克力
- 轿壁：发纹不锈钢
- 观光壁：分体透明夹胶玻璃（平板三块组合），装饰立柱
- 扶手：φ38白镜面不锈钢圆管扶手（后侧）
- 地坪：PVC地板装饰
- 前壁：发纹不锈钢

- Top and bottom outer garment: semi-rhombic steel paint (RAL3020) outer housing
- Ceiling: Steel paint (RAL9006) framework, all around frame is downlight, milk white acrylic light-passing board in the middle of cross framework
- Car wall: hairline stainless steel
- Sightseeing wall: split type transparent cemented glass (three plates combination), upright post is decorated upright column
- Handrail: white mirror face stainless steel tubular type railing (back side)
- Terrace: PVC terrace decoration
- Front sidel: hairline stainless steel

\* 印刷色彩与实物略有差异，仅作参考，请以实物为准

\* Printing color is different from the object slightly, only for reference, please make the object as the standard.

XIO LIFT

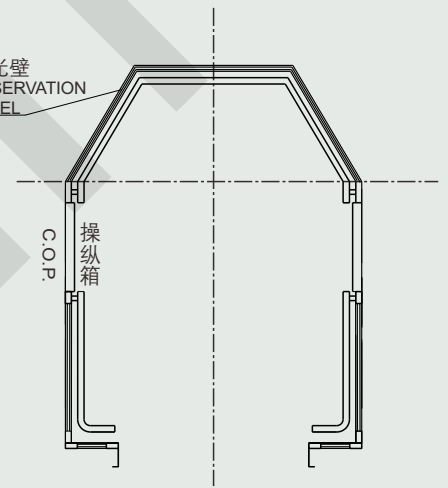
## XO-CONG 观光电梯

SIGHTSEEING ELEVATORS



观光壁  
OBSERVATION  
PANEL

C.O.P.  
操纵箱



G016剖面图  
G016 cross-section

## XO-G016

- 上下外罩：发纹不锈钢
- 吊顶：前部透明夹胶玻璃一块，后部发纹不锈钢框架，拱形白色铝塑板，内部暗藏灯光，两侧筒灯
- 轿壁：发纹不锈钢和夹胶玻璃组合
- 观光壁：分体透明夹胶玻璃（平板七块组合）无装饰立柱
- 扶手：φ38白镜面不锈钢圆管扶手（四侧）
- 地坪：PVC地板装饰
- 前壁：发纹不锈钢和夹胶玻璃组合

- Top and bottom outer garment: hairline stainless steel
- Ceiling: hairline stainless steel framework, vaulted white aluminium-plastic panel, inside hide light, two sides are downlight
- Car wall: The combination of hairline stainless steel and cemented glass
- Sightseeing wall: split type transparent cemented glass (seven plates combination) naked upright column
- Handrail: white mirror face stainless steel tubular type railing (four sides)
- Terrace: PVC terrace decoration
- Front side: The combination of hairline stainless steel and cemented glass

\* 印刷色彩与实物略有差异，仅作参考，请以实物为准

\* Printing color is different from the object slightly, only for reference, please make the object as the standard.